



# NEW M6 & M8 SERIES

Owner's Manual



**uandksound**

AWAKEN YOUR SENSES



UandKSound was founded in 2015 with a clear goal: to deliver high quality products with the best value for money. Today, all UandKSound products are designed in Europe and carefully crafted to deliver a level of performance that stands above expectations.

# M6 SERIES

## SLIM AS OUR MOTTO !

Following a similar concept to the M8 Series, the new M6 Series can be wall mounted or flush mounted to the wall as a benefit to UandK-Sound's recently redesigned extra slim cabinet, specifically engineered for custom installation.

Our main innovation to perform the best sound is the introduction of our most recent Air Motion tweeter. More precise high frequencies are appreciated such that the M6 Series has a strong sense of commitment with its acoustic and visual aesthetic design. Naturally, their technical reliability and value are beyond our motto. Even the most innovative design is constantly improving and UandKSound builds improvements into every product, investing effort to satisfy even the most discerning customers. That being so, the M6 Series only offers the latest in audio technology for long term enjoyment.

M6 Series design is easily integrated into your living room. Full enjoyment should not require a complex installation. Either to watch a movie or listen to your favourite singer, UandKSound brings to you, an extensive catalogue where young or elderly audio enthusiasts can find the most suitable solution according to their preferences without issue or compromise thanks to best value for money features.



M620N



M610N



M610IW



M600IW



M1200N

## MODELS AND FEATURES

# M620N

### FEATURES

1. Extra slim body measured at only 12.0cm/4.75" in thickness
2. UandKSound authentic air suspension technology that delivers deeper bass with low distortion
3. Three-way sealed enclosure, 12dB/oct makes sound performance more precise.
4. The new M6, M8 series tweeter uses Air Motion Transformer technology to make the sound leap forward.

### ACOUSTIC SPECIFICATIONS

---

Tweeter uses Air Motion Transformer

---

2X4 inch mid speaker/ 2X6.5-inch woofer

---

Frequency response + /- 3 dB: 55Hz-25kHz

---

160/320W Power Handling

---

SPL 90dB + / - 1.5dB

---

Impedance 4 Ohms

---

Finish: Satin black

---

Dimensions (H x D x W) :708 x 120 x 260mm

---

Weight: 9.7 kg

---



## MODELS AND FEATURES

## M610N

## FEATURES

1. Extra slim body measured at only 12.0cm/4.75" in thickness
2. UandKSound authentic air suspension technology that delivers deeper bass with low distortion
3. Three-way sealed enclosure, 12dB/ oct makes sound performance more precise.
4. The new M6, M8 series tweeter uses Air Motion Transformer technology to make the sound leap forward.

## ACOUSTIC SPECIFICATIONS

---

Tweeter uses Air Motion Transformer

---

4 inch mid speaker/ 6.5-inch woofer

---

Frequency response + / - 3 dB: 55Hz-25kHz

---

160/320W Power Handling

---

SPL 89dB +/-1.5dB

---

Impedance 4 Ohms

---

Finish: Satin black

---

Dimensions (H x D x W): 411.5 x 130 x 260mm

---

Weight: 6 kg

---



## MODELS AND FEATURES

# M610IW

### FEATURES

1. Sleek design perfect for in-wall installation that blends seamlessly into your home
2. Sturdy wooden enclosure featuring UandKSound signature acoustic suspension design, ensures an extensive low bass with minimal distortion
3. UandKSound authentic air suspension technology that delivers deeper bass with low distortion
4. Three-way sealed enclosure, 12dB/oct makes sound performance more precise.
5. The new M6, M8 series tweeter uses Air Motion Transformer technology to make the sound leap forward.

### ACOUSTIC SPECIFICATIONS

---

Tweeter uses Air Motion Transformer

---

4 inch mid speaker/ 6.5-inch woofer

---

Frequency response + / - 3 dB: 55Hz-25kHz

---

160/320W Power Handling

---

SPL 89dB + /-1.5dB

---

Impedance 4 Ohms

---

Finish: Satin black

---

Dimensions (H x D x W): 411.5 x 130 x 260mm

---

Weight: 7.3 kg

---



## MODELS AND FEATURES

## M600IW

## FEATURES

1. Sleek design perfect for in-wall installation that blends seamlessly into your home
2. Sturdy wooden enclosure featuring UandKSound signature acoustic suspension design, ensures an extensive low bass with minimal distortion
3. UandKSound authentic air suspension technology that delivers deeper bass with low distortion
4. Two-way sealed enclosure, 12dB/oct makes sound performance more precise.
5. The new M6, M8 series tweeter uses Air Motion Transformer technology to make the sound leap forward.

## ACOUSTIC SPECIFICATIONS

---

Tweeter uses Air Motion Transformer

---

6.5-inch woofer

---

Frequency response + / - 3 dB: 55Hz-25kHz

---

160/320W Power Handling

---

SPL 89dB + /-1.5dB

---

Impedance 4 Ohms

---

Finish: Satin black

---

Dimensions (H x D x W): 327 x 93 x 276 mm

---

Weight: 5.1 kg

---



## MODELS AND FEATURES

# M1200N

### PERFORMANCE SPECIFICATIONS

Low-frequency oriented design  
30 Hz - 250 Hz  
400(W) X 478(H) X 420(D) mm.

### SUB AMP POWER

Built-in 2400 Watt class D Amplifier

### ENCLOSURE

Fully engineered, MDF enclosure. Oriented design.  
Powered subwoofer

### FINISHES

UandKSound basic finishes are available for this product.  
The standard finish for this product is matte black paint.

### WEIGHT

30.27 kg

### WOOFER TYPE

Long-extrusion coated paper.

### WOOFER SIZE

12" /30cm





## MODELS AND FEATURES

## M1200N amplifier panel layout

## PEQ

The EQ adjustment knobs enable the user to custom-tailor one band of parametric equalization for their subwoofer, which can be used to add boost to the low end of the response or can be used to cut out an excessively loud room resonance. The frequency knob selects the frequency for the filter, the bandwidth knob selects how wide or narrow the filter is (the higher the bandwidth, the broader the effect), and the level knob can be used to add up to 6dB of boost or 14.5 dB of cut.



## POWER MODE

Selects the turn on signal that will put the amplifier in ready mode. The “AUTO” setting senses a signal on the inputs and automatically puts the amplifier into ready mode. The “ON” setting puts the amplifier into constant ready mode so it can be controlled by the master power switch on the front panel. In “AUTO” mode, the amplifier will take approximately 15 minutes to turn off from ready to standby mode.



## LOW LEVEL UNBALANCE INPUT

RCA style jacks receive the audio signal from standard line level audio sources. When used in a two-channel stereo system, both the left and right audio inputs should be connected and are internally combined to a mono output. The adjustable crossover is in effect when using the left or right inputs. When using an amplifier with an audio source that is mono and prefiltered, the LFE input should be used; this bypasses the onboard low pass crossover for more accurate reproduction of the incoming signal.

## AMPLIFIER DISPLAY

A. BLUE LIGHT - Power Mode is ON

B. RED LIGHT - This indicates standby or a fault condition. Standby (continuous red light turns on when signal input is interrupted). Excessive Operating Temp (continuous red light remains on and signal input is not passed until the temperature drops below 70 degrees Celsius). Excessive Current/Short Circuit (continuous red remains on and signal input is not passed until the problem is resolved and powered on again).

## LEVEL CONTROL

This control adjusts input sensitivity effectively increasing or decreasing output volume level.

## PHASE ADJUSTMENT CONTROL

This control allows a variable adjustment of the acoustical phase from 0-180 degrees.

## PEQ SWITCH

Turns the EQ function on/off. The "ON" setting enables the EQ function. The "OFF" setting disables the EQ function if you do not need it.

## AC VOLTAGE SWITCH

The unit ships with a factory default setting for 230V operation; simply connect the included IEC power cord to your wall outlet. For 115V operation, move the voltage selector switch to the 115V position. When operation at 115V the internal fuse located in the IEC socket should also be changed. In most 115V applications a separate power cord will be required and is not included.

## AC POWER INPUT PLUG

Connect supplied power cord here. Make all other connections to the subwoofer before connecting the power cord to a wall outlet.

## AC MAINS SWITCH

This switch will connect/disconnect AC power to/from the subwoofer.

### NOTES ABOUT HUM

While the M1200N amplifier has been designed to minimise the possibility of noise in the subwoofer system, it is still possible that a hum will occur in rare circumstances. Safely grounding can create a path for small amounts of 50/ 60Hz energy to travel through the line level audio system. While not dangerous, this energy can be problematic for the subwoofer auto signal sensing circuit and possibly interfere with the enjoyment of your system at low volume levels. The first course of action should be to ensure all the audio components are connected to either the same electrical outlet, or at least into the same circuit branch. Next, cable TV systems are notoriously the culprit, so be sure to try to disconnect all coaxial feeds that are connected to the system. If this solves the problem, install a coaxial line isolator, and reconnect the system. In the worst case, a line level audio isolator/transformer connected to the line in of the subwoofer amplifier will usually solve the problem.

# M8 SERIES

## STATE OF ART REDEFINED

After intensive studies UandKSound has completed a new step to renew its flagship reference models. As always, M8 Series components are carefully selected and only those conforming to tightly defined tolerances are ultimately used. Meticulous care and attention is given to the production of the crossover network which, along with the loudspeakers, is of fundamental importance to the quality of the diffusers.

All models are three-way design. The separate low, medium, and treble use a 12dB/ OCT divider, thus making the sound cleaner and more precise in positioning thanks to the newly developed tweeter.

UandKSound tweeters now use Air Motion Transformer Technology to make the sound leap forward. A new extra slim body cabinet for M850N is redesigned to be adapted to any custom installation.

The power of the new M1500N subwoofer has been improved. With its unique 2400W output power, our new subwoofer will deliver a true and immersive experience. The subwoofer is also equipped with Class D amplifier and EQ room regulation and can be placed randomly.

Our extensive listening tests are a crucial part of the manufacturing process before each speaker and electronic are burned-in and thoroughly measured for several days. M8 Series products only advance to the final manufacturing step if the measurements show no deviation from specification.



M850N



M820IW



M1500N

## MODELS AND FEATURES

## M850N

## FEATURES

1. Extra slim body measured at only 13.5cm/5.3" in thickness
2. UandKSound authentic air suspension technology that delivers deeper bass with low distortion
3. Three-way sealed enclosure, 12dB/oct makes sound performance more precise.
4. The new M6, M8 series tweeters use Air Motion Transformer technology to make the sound leap forward.

## ACOUSTIC SPECIFICATIONS

---

Tweeter uses Air Motion Transformer

---

2X4 inch mid speaker / 2X8-inch woofer

---

Frequency response + /- 3 dB: 45Hz-25kHz

---

300/600W Power Handling

---

SPL 90dB + / - 1.5dB

---

Impedance 4 Ohms

---

Finish: Satin black

---

Dimensions (H x D x W): 807 x 135 x 273 mm

---

Weight: 15.3 kg

---



## MODELS AND FEATURES

# M820IW

### FEATURES

1. Sleek design perfect for in-wall installation that blends seamlessly into your home
2. Sturdy wooden enclosure featuring UandKSound signature acoustic suspension design, ensures an extensive low bass with minimal distortion
3. UandKSound authentic air suspension technology that delivers deeper bass with low distortion
4. Three-way sealed enclosure, 12dB/oct makes sound performance more precise.
5. The new M6, M8 series tweeter uses Air Motion Transformer technology to make the sound leap forward.

### ACOUSTIC SPECIFICATIONS

---

Tweeter uses Air Motion Transformer

---

4 inch mid speaker / 8-inch woofer

---

Frequency response + /- 3 dB: 45Hz-25kHz

---

300/600W Power Handling

---

SPL 90dB + /- 1.5dB

---

Impedance 4 Ohms

---

Finish: Satin black

---

Dimensions (H x D x W): 472 x 130 x 289 mm

---

Weight: 10.5 kg

---



## MODELS AND FEATURES

# M1500N

### PERFORMANCE SPECIFICATIONS

Low-frequency oriented design  
20 Hz - 250 Hz  
482 (W) X 557 (H) X 480 (D) mm.

### SUB AMP POWER

Built-in 2400Watt Class D Amplifier

### ENCLOSURE

Fully engineered, MDF enclosure. Oriented design.  
Powered subwoofer.

### FINISHES

UandKSound basic finishes are available for this product.  
The standard finish for this product is black matte paint.

### WEIGHT

44.5 kg

### WOOFER TYPE

Long-extrusion coated paper.

### WOOFER SIZE

15" /38.1 cm



## MODELS AND FEATURES

# M1500N amplifier panel layout

### PEQ

The EQ adjustment knobs enable the user to custom-tailor one band of parametric equalization for their subwoofer, which can be used to add



boost to the low end of the response or can be used to cut out an excessively loud room resonance. The frequency knob selects the frequency for the filter, the bandwidth knob selects how wide or narrow the filter is (the higher the bandwidth, the broader the effect), and the level knob can be used to add up to 6dB of boost or 14.5 dB of cut.

### POWER MODE

Selects the turn on signal that will put the amplifier in ready mode. The “AUTO” setting senses a signal on the inputs and automatically puts the amplifier into ready mode. The “ON” setting puts the amplifier into constant ready mode so it can be controlled by the master power switch on the front panel. In “AUTO” mode, the amplifier will take approximately 15 minutes to turn off from ready to standby mode.



### LOW LEVEL UNBALANCE INPUT

RCA style jacks receive the audio signal from standard line level audio sources. When used in a two-channel stereo system, both the left and right audio inputs should be connected and are internally combined to a mono output. The adjustable crossover is in effect when using the left or right inputs. When using an amplifier with an audio source that is mono and prefiltered, the LFE input should be used; this bypasses the onboard low pass crossover for more accurate reproduction of the incoming signal.



## AMPLIFIER DISPLAY

A. BLUE LIGHT - Power Mode is ON

B. RED LIGHT - This indicates standby or a fault condition. Standby (continuous red light turns on when signal input is interrupted).

Excessive Operating Temp (continuous red light remains on and signal input is not passed until the temperature drops below 70 degrees Celsius). Excessive Current/Short Circuit (continuous red remains on and signal input is not passed until the problem is resolved and powered on again).

## LEVEL CONTROL

This control adjusts input sensitivity effectively increasing or decreasing output volume level.

## PHASE ADJUSTMENT CONTROL

This control allows a variable adjustment of the acoustical phase from 0-180 degrees.

## FREQUENCY ADJUSTMENT CONTROL

This control allows variable adjustment of the lowpass frequency from 30-120Hz.

## PEQ SWITCH

Turns the EQ function on/off. The "ON" setting enables the EQ function. The "OFF" setting disables the EQ function if you do not need it.

## AC VOLTAGE SWITCH

The unit ships with a factory default setting for 230V operation; simply connect the included IEC power cord to your wall outlet. For 115V operation, move the voltage selector switch to the 115V position. When operation at 115V the internal fuse located in the IEC socket should also be changed. In most 115V applications a separate power cord will be required and is not included.

## AC POWER INPUT PLUG

Connect supplied power cord here. Make all other connections to the subwoofer before connecting the power cord to a wall outlet.

## AC MAINS SWITCH

This switch will connect/disconnect AC power to/from the subwoofer.

## NOTES ABOUT HUM

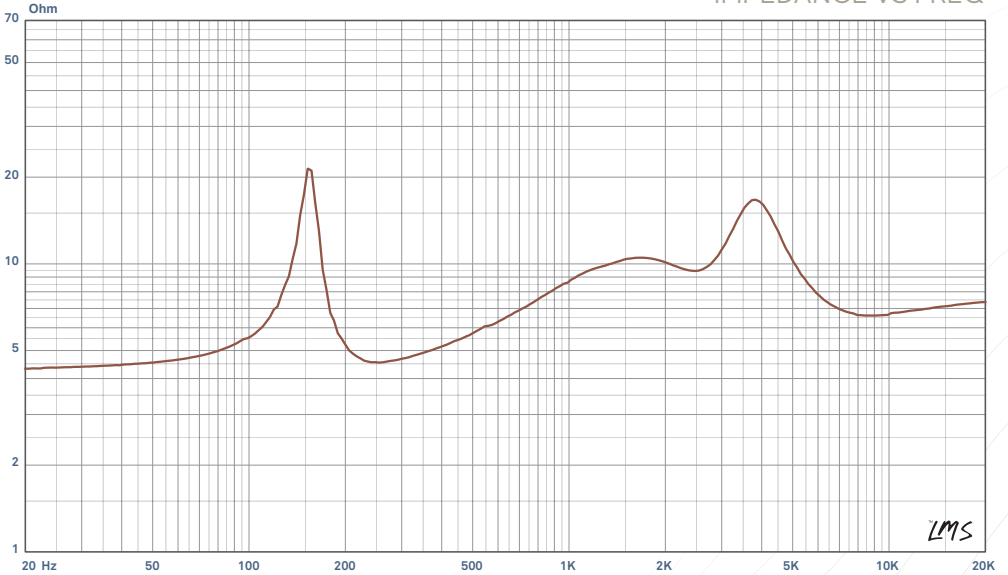
While the M1500N amplifier has been designed to minimise the possibility of noise in the subwoofer system, it is still possible that a hum will occur in rare circumstances. Safely grounding can create a path for small amounts of 50/ 60Hz energy to travel through the line level audio system. While not dangerous, this energy can be problematic for the subwoofer auto signal sensing circuit and possibly interfere with the enjoyment of your system at low volume levels. The first course of action should be to ensure all the audio components are connected to either the same electrical outlet, or at least into the same circuit branch. Next, cable TV systems are notoriously the culprit, so be sure to try to disconnect all coaxial feeds that are connected to the system. If this solves the problem, install a coaxial line isolator, and reconnect the system. In the worst case, a line level audio isolator/transformer connected to the line in of the subwoofer amplifier will usually solve the problem.

The background features a series of light blue, wavy lines that create a sense of motion and depth. In the center, there is a prominent waveform in shades of blue and purple, resembling a sound wave or a frequency spectrum. The overall aesthetic is clean, modern, and technical.

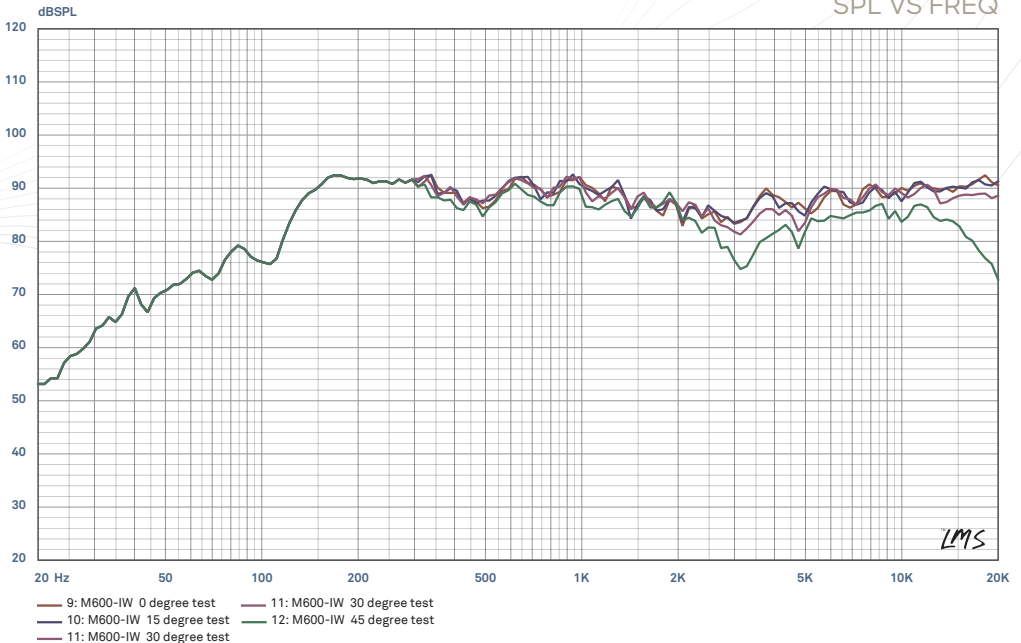
# LOUDSPEAKERS TECHNICAL SHEETS

# M600IW

## IMPEDANCE VS FREQ



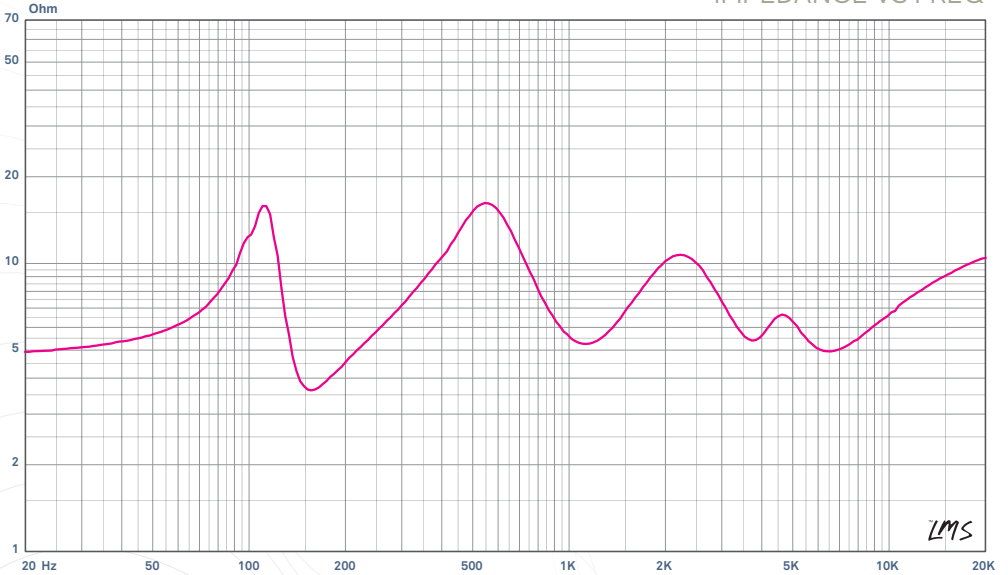
## SPL VS FREQ



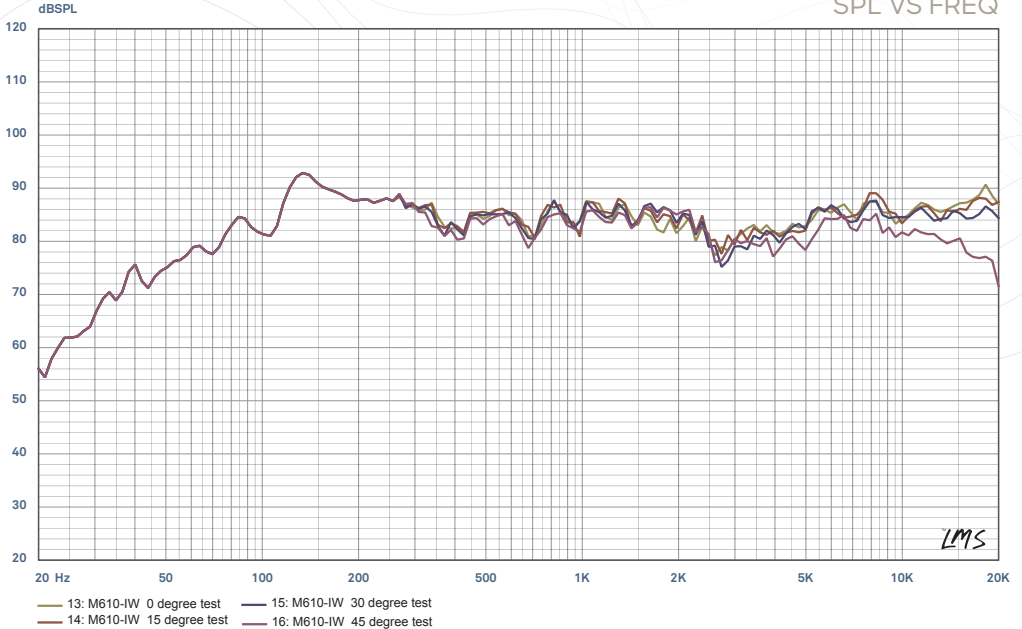
If you precise more technical information or detailed laboratory measurements please do not hesitate contact us through [info@uandsound.com](mailto:info@uandsound.com), our team will be happy to assist you

# M610IW

## IMPEDANCE VS FREQ



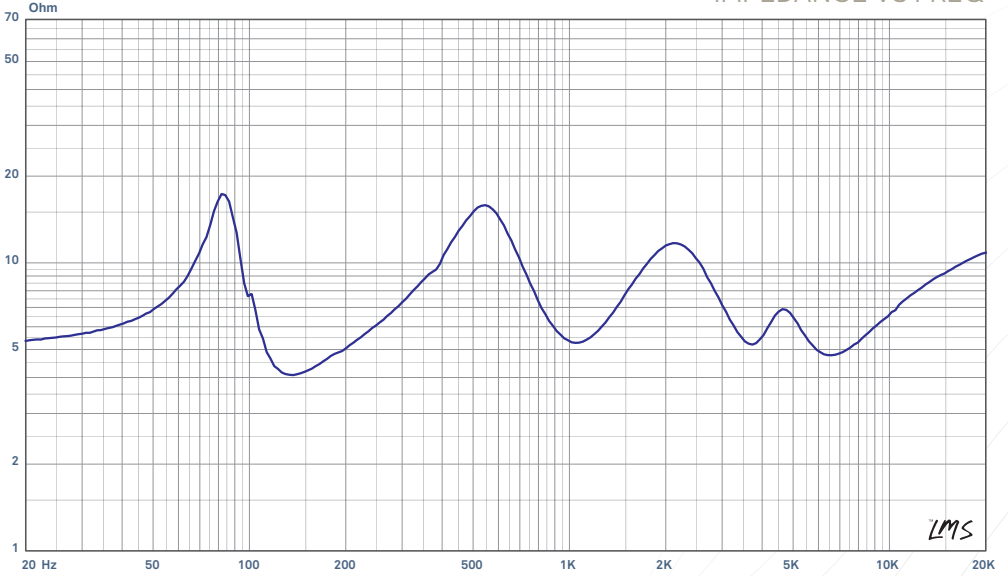
## SPL VS FREQ



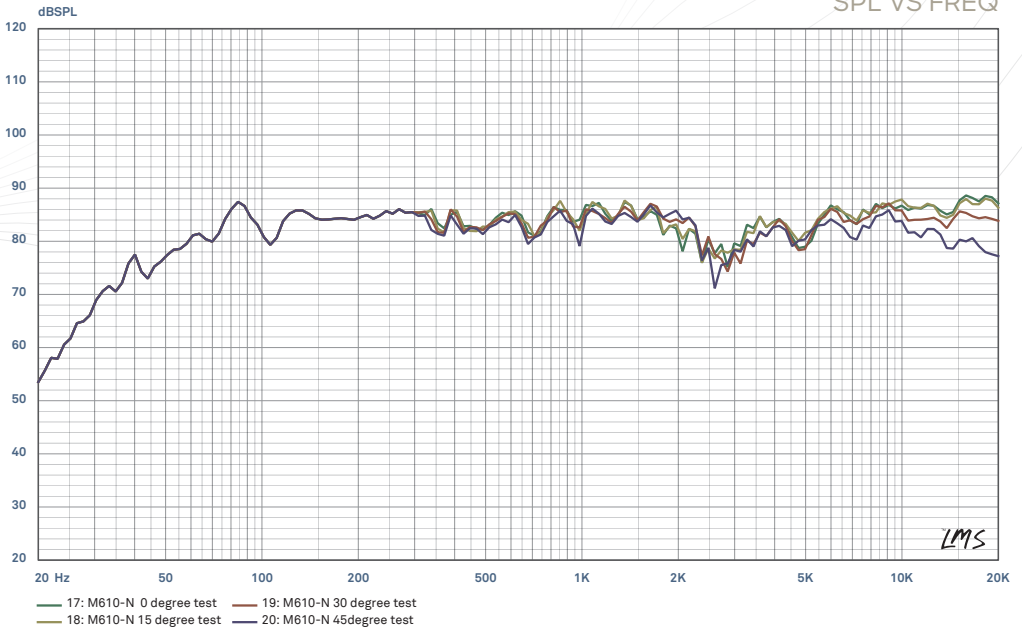
If you precise more technical information or detailed laboratory measurements please do not hesitate contact us through [info@uandsound.com](mailto:info@uandsound.com), our team will be happy to assist you

# M610N

## IMPEDANCE VS FREQ



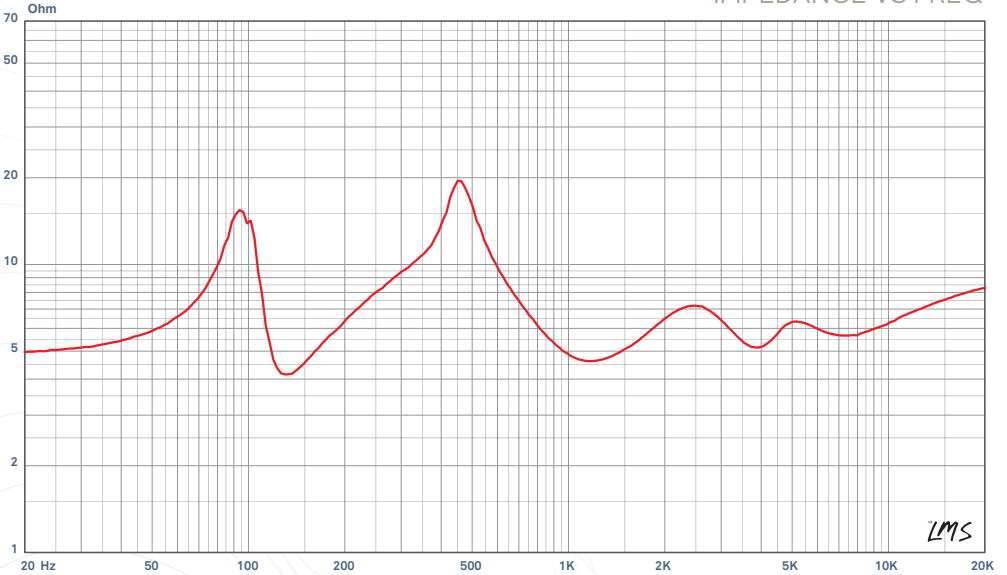
## SPL VS FREQ



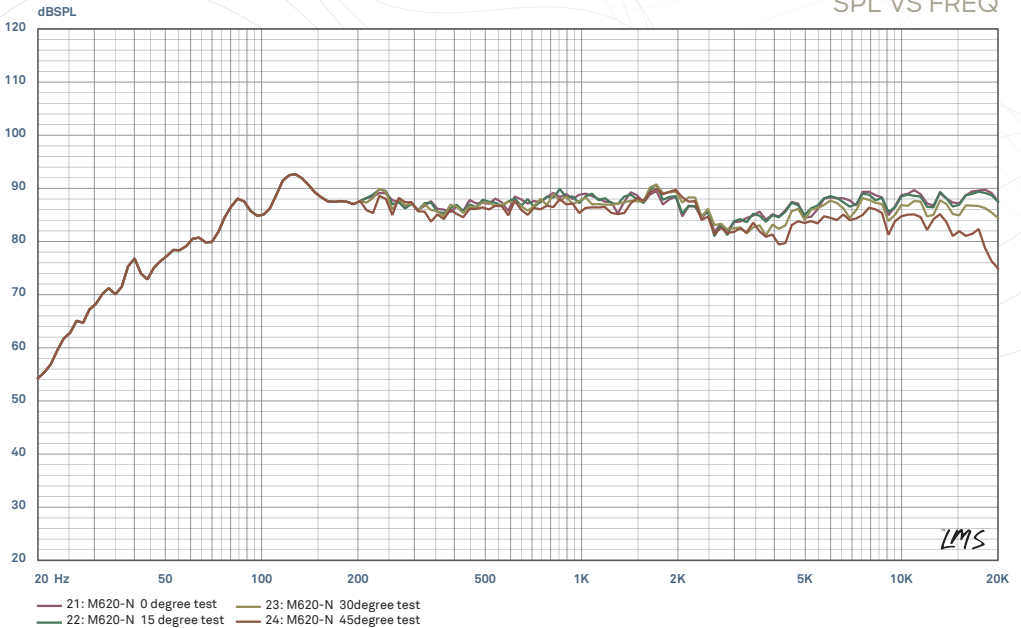
If you precise more technical information or detailed laboratory measurements please do not hesitate contact us through [info@uandsound.com](mailto:info@uandsound.com), our team will be happy to assist you

# M620N

## IMPEDANCE VS FREQ



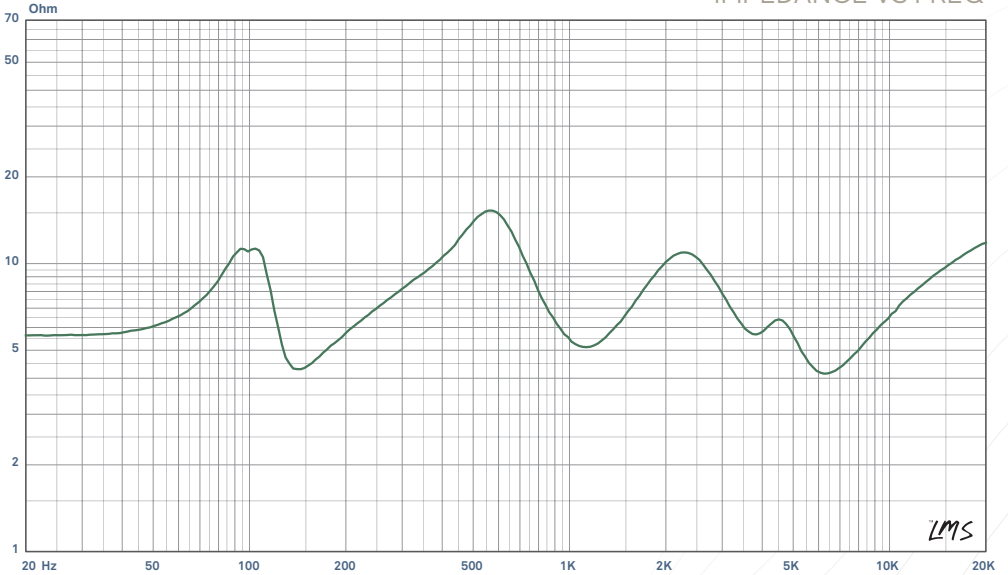
## SPL VS FREQ



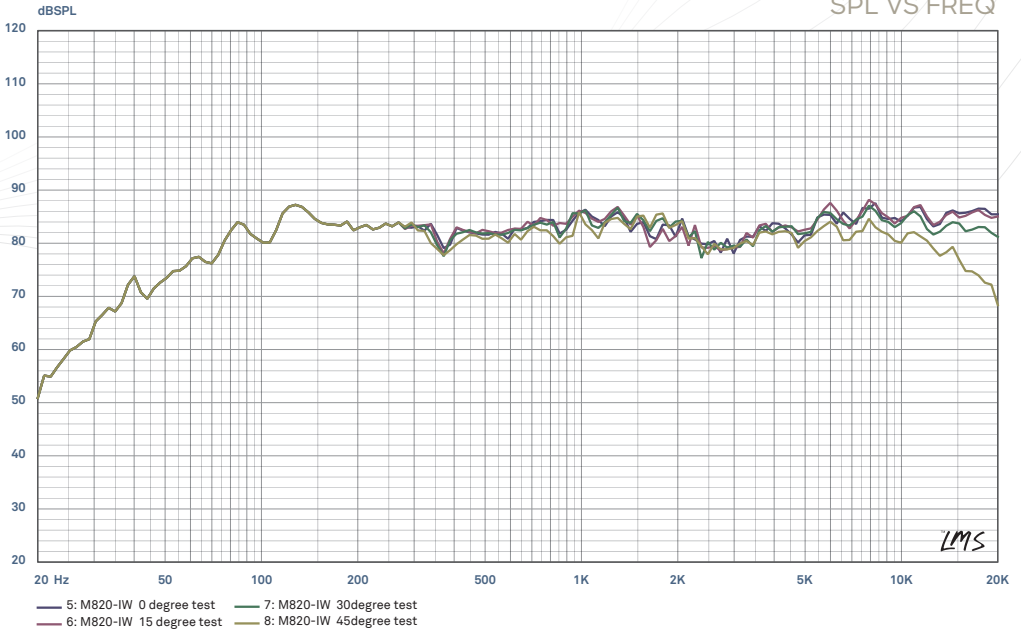
If you precise more technical information or detailed laboratory measurements please do not hesitate contact us through [info@uandsound.com](mailto:info@uandsound.com), our team will be happy to assist you

# M820IW

## IMPEDANCE VS FREQ



## SPL VS FREQ

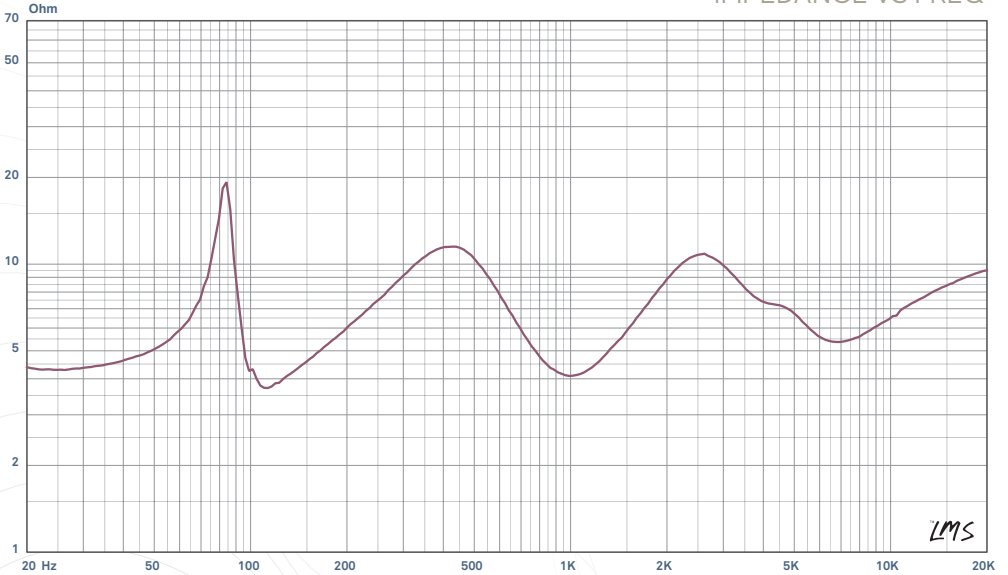


If you precise more technical information or detailed laboratory measurements please do not hesitate contact us through [info@uandsound.com](mailto:info@uandsound.com), our team will be happy to assist you

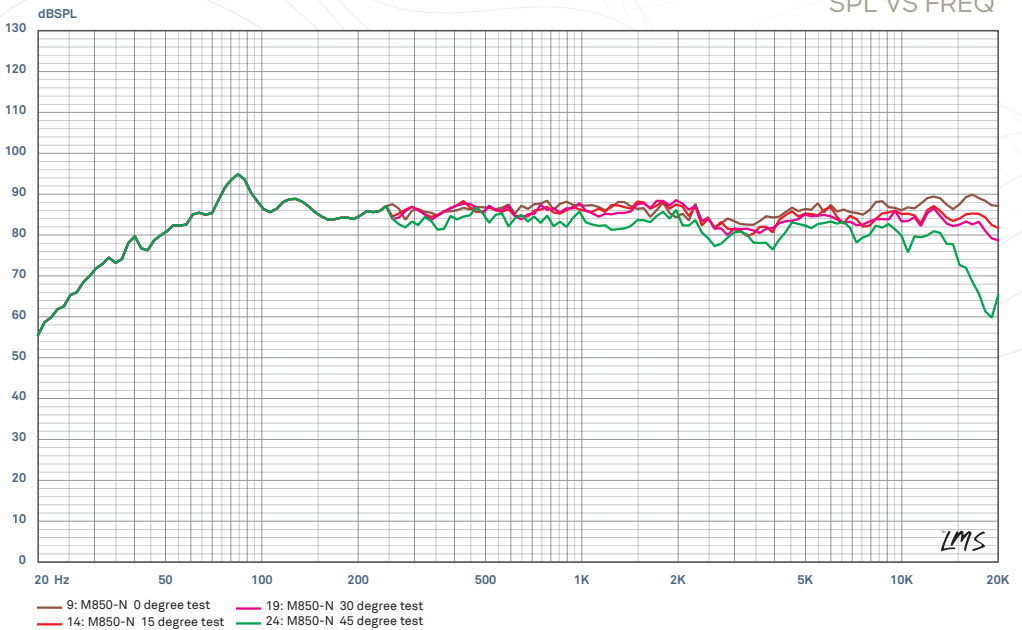


# M850N

## IMPEDANCE VS FREQ



## SPL VS FREQ



If you precise more technical information or detailed laboratory measurements please do not hesitate contact us through [info@uandsound.com](mailto:info@uandsound.com), our team will be happy to assist you



## WARRANTY INFORMATION

UandKSound products are constructed by industry experts and are thoroughly tested before shipment. UandKSound passive products are warranted for a period of five (5) years and active electronics, three (3) years. This warranty is limited to manufacturer defects, either in materials or workmanship. UandKSound is not responsible for any consequential or inconsequential damage to any other unit or component or the cost for installation or extraction of any component of the audio system. In the rare case of a product failure, please contact your place of purchase or contact your UandKSound dealer for help.


## WARRANTY LIMITATIONS

There are no other warranties, either express or implied, which extend the foregoing, and there are no warranties of merchantability or fitness for any particular purpose. The warranty will not cover incidental or consequential damage due to destructive or improper use of products. This includes but is not limited to burnt voice coils, overheating, bent frames, holes in the cone, or broken lead wires. This warranty gives you specific legal rights and you may also have other rights which vary from state to state.

Non-Warranty Service: if non-warranty service is required the product may be sent to the company for repair/replacement, transportation prepaid.




Thanks for purchasing our products.  
Please contact your nearest official distributor to know more details  
about the warranty conditions and installation best practices.  
You can also contact us by visiting:  
[www.uandksound.com](http://www.uandksound.com)



**uandsound**

AWAKEN YOUR SENSES



[www.uandsound.com](http://www.uandsound.com)